



District Report Card: 2017


State: Andaman & Nicobar Islands	District: Nicobars
Class: 3	Subject: Language
Schools: 40	Students: 343


Participation/Coverage


Students

<div>GENDER</div> <div></div>	Boys				Girls			
	Number		%		Number		%	
	162		47.23		181		52.77	

<div>AREA</div> <div></div>	Rural				Urban			
	Number		%		Number		%	
	343		100.00		0		0.00	

<div>CATEGORY</div> <div></div>	SC		ST		OBC		GEN	
	Number	%	Number	%	Number	%	Number	%
	0	0.00	267	77.84	1	0.29	75	21.87

<div>CWSN</div> <div></div>	LD	VI	HI	S&LD	ID	Oth
	0	0	2	0	0	0

<div>Management</div> <div></div>	Government			Government-aided		
	Number		%	Number		%
	320		93.29	23		6.71

Average Performance of Students in Language (%)

Overall	Gender		Area		Management		Social Group			
	Male	Female	Rural	Urban	Govt.	Aided	SC	ST	OBC	GEN
63.89	61.15	66.34	63.89	0.00	63.13	74.49	0.00	62.12	86.67	69.87

Performance on Learning Outcomes (LOs)

Learning Outcomes	Description	Average Performance(%)
L304	Reads small texts with comprehension i.e., identifies main ideas, details, sequence and draws conclusions	62.86
L312	Reads printed scripts on the classroom walls: poems, posters, charts etc.	65.95

Range of Performance of Students who Answered Correctly							
Below 30%		30% - 50%		50% - 75%		Above 75%	
Number	%	Number	%	Number	%	Number	%
36	10.50	54	15.74	138	40.23	115	33.53

Lowest Performing Learning Outcomes (LOs)

- 1 - Reads small texts with comprehension i.e., identifies main ideas, details, sequence and draws conclusions (62.86)
- 2 - Reads printed scripts on the classroom walls: poems, posters, charts etc. (65.95)